



FIXED BRACKETS

Upper Treatment Plan

Ref. No. _____
Clinician: _____
Patient: _____
Date: _____

General Diagnosis:

Dental classification : *Class I*

Skeletal classification : *Class I*

Anterior occlusion: *Cross Bite on the Left segment*

Posterior occlusion: *Cross Bite on the Left segment*

Over Jet: *Edge to Edge*

Overbite: *Less than 1 mm*

Deviation of mid line:

Shifted to the Right 2mm

Missing teeth: *UR4*

Total I.P.R for Upper: *2.0mm*

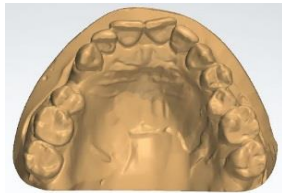
Specific Indications for the Treatment:

- ➔ Bracket should be bonded on : Upper and Lower 6-6
- ➔ IPR will be needed.
- ➔ The bite should be raised by 4-5mm by placing composite on occlusal surfaces of teeth LL6,LR6.
- ➔
- ➔ Space maintainer should be used to keep the UR4 space open.
- ➔ This will also prevent further migration of the midline.
- ➔ Recommended form of retention: Fixed bonded retainer and Essix retainer.

General guidelines for using arch wires.

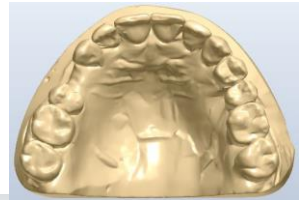
- ➔ Short Term Orthodontic treatment will mainly aim for LEVELING AND ALIGNING the dental arches moving teeth individually by derotation, uprighting and also, to a degree, retracting. The wires which are most commonly used are round thermally activated NiTi 0.014, 0.016, 0.018.
- ➔ Further tooth rotation can be achieved by using a rectangular wire 0.016x0.022, 0.018x0.025.
- ➔ Finishing (detailing, torque control) TMA 0.017x0.025, 0.019x0.025.
- ➔ These wires should be changed every eight weeks. IPR should be done as necessary to allow more space for aligning the teeth on the dental arch.

Start Position

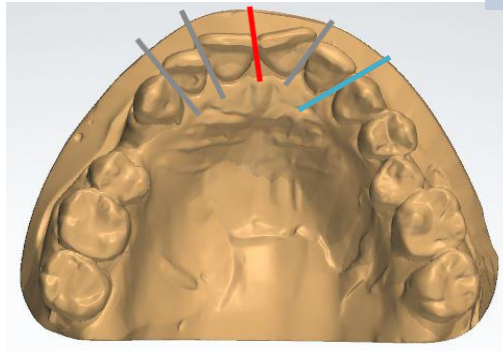


Movements prediction IPR Guide

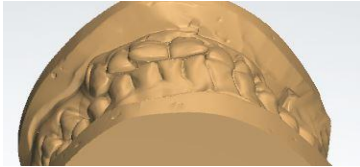
After



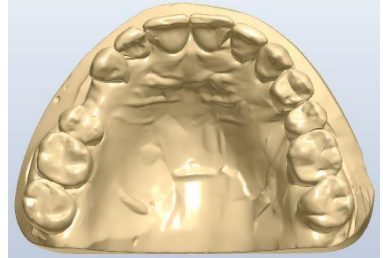
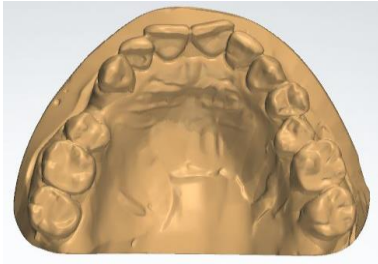
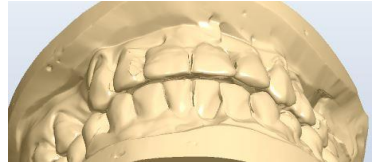
- 0.08mm Strip
- 0.10mm Strip
- 0.12mm Strip
- 0.15mm Strip
- 0.18mm Strip
- 0.2mm Disc
- 0.3mm



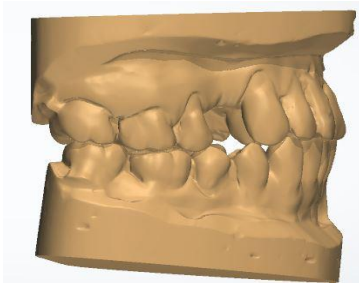
Before



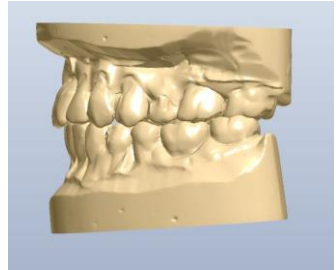
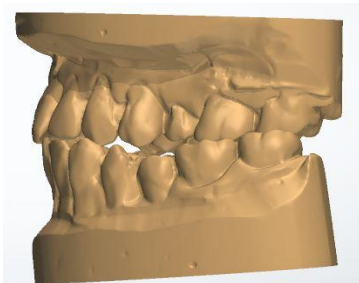
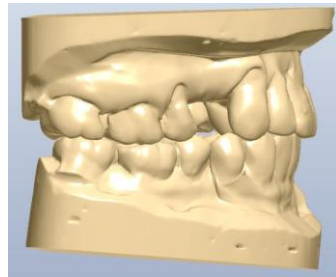
After



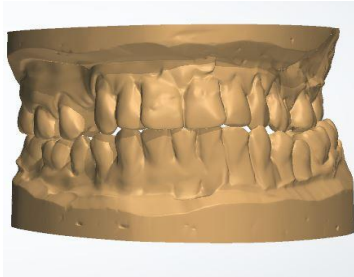
Before



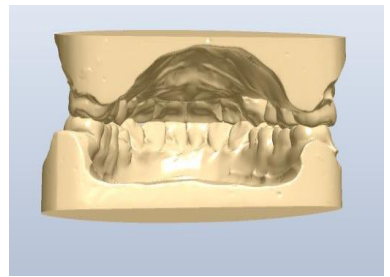
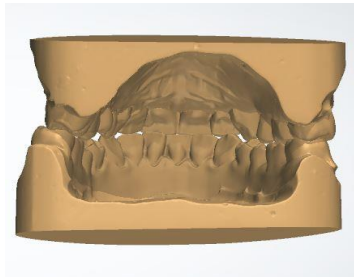
After



Before



After



Disclaimer

The Fixed Brackets Treatment Plan (F.B.T.P) is intended to be used as a guide only. All measurements and the treatment time scale are estimates only. This F.B.T.P may have to be modified as treatment progresses. The dentist providing Orthodontic treatment for the above patient is responsible for the suitability of the patient to under go treatment which will include healthy teeth , roots, gums, and bones. All responsibility for the results of the treatment for the above patient lies with the Dentist providing the treatment. Nimrodental bear no responsibility for the consequences resulting from using the F.B.T.P. All terms and conditions stated at www.nimrodental.com apply.

Please tick the box or confirm by writing, that you would like to proceed with recommended treatment plan.